

# JARSO

## Junior Road Safety Officer




Spring Newsletter

Hello JRSOs

We hope you are all having fun in your role as Junior Road Safety Officers encouraging your fellow pupils to keep safe on the roads.



We are looking forward to hearing about all the original and interesting ways you are promoting road safety in your school. Why not hold an assembly or organise a competition to get everyone involved?



### ALWAYS WEAR YOUR SEATBELT!

This term's competition is about making sure all your friends at school (and their families) always wear their seatbelts when travelling in the car.


#### Key Stage 1

Colour in the picture on the separate sheet of the children travelling in the car with their seatbelt on.

#### Key Stage 2

Design a leaflet or Powerpoint about travelling safely in the car. Include pictures and clear messages. You could include information on how to stay safe in the car and tips on being a good passenger. How about including some puzzles or ideas for games when travelling in the car too?

Advertise this competition in school and encourage lots of children to take part. It is your job as Junior Road Safety Officers to tell everyone about the competition, inform them of the closing date, collect the entries and judge the best ones, or ask your teacher to help judge them. Don't forget to tell everyone to put their name and class on their entry!



SEATBELT SHERIFF SAYS

'BUCKLE UP PARTNER!'



## SEATBELT INFORMATION

We all know it is the law to wear a seatbelt, but some people need to be reminded!

- Everyone must wear seatbelts front and back, including grown-ups. Imagine how dangerous it is to be thrown around the car in an accident if you're not wearing a belt?
- Children's bones are still growing and can be seriously damaged in a crash if they are not properly protected.
- Children under the age of 12 and under 135cms in height must use the correct child seat for their size.

Useful websites for more information and activities:

[www.roadwise.co.uk](http://www.roadwise.co.uk)

[www.dft.gov.uk/think/education](http://www.dft.gov.uk/think/education)



JUNIOR ROAD SAFETY OFFICER DAY AT SCARBOROUGH

## QUICK QUIZ

1. What is the name for the special bumpy paving which helps blind people to feel the edge of the pavement?
2. What is the name of the crossing designed for people and bicycles?
3. What is the name of the flashing beacon that is part of a zebra crossing?



## TOP TIPS FOR JRSO

Don't forget to fill in your JRSO diaries to let us know what you've been doing.

Remember to update your JRSO notice board, you could put up details of the competitions and display winning entries.

If you need anything to help you in the role of JRSO or prizes for your competition winners please get in touch: [caron.twamley@northyorks.gov.uk](mailto:caron.twamley@northyorks.gov.uk)




[www.roadwise.co.uk](http://www.roadwise.co.uk)

Quick Quiz - Answers: Tactile paving, toucan crossing, belisha beacon

**ALWAYS WEAR YOUR SEATBELT!**

**For Key Stage 1**

Colour in the picture of the children in the car with their seatbelt on.



**NAME:** \_\_\_\_\_

**CLASS:** \_\_\_\_\_